

SHIFT INTERLOCK MECHANISM OPERATION [G35M-R]

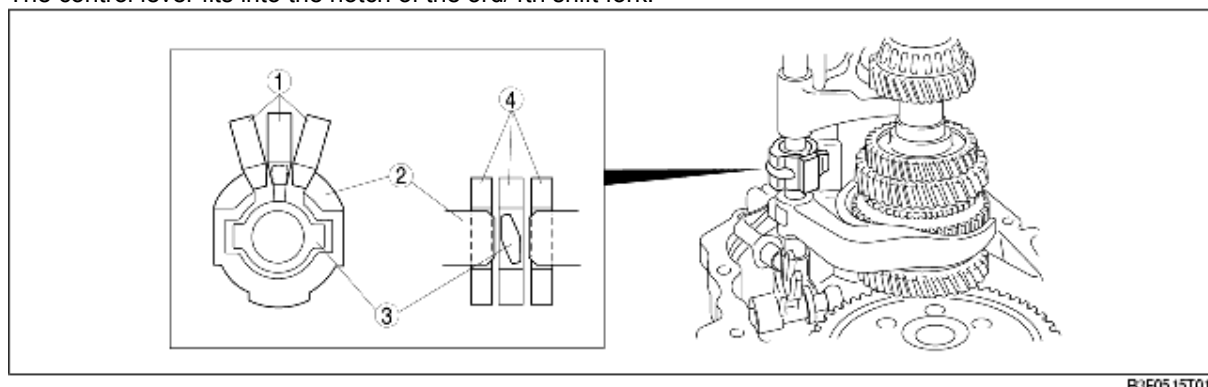
B3E051501025T16

Structure

- During shifting, the shift rods, except for the one in operation, are locked in the neutral position by the interlock sleeve.

Neutral condition

- The interlock sleeve fits into the notches of the 1st/2nd and 5th/reverse shift forks. The control lever fits into the notch of the 3rd/4th shift fork.

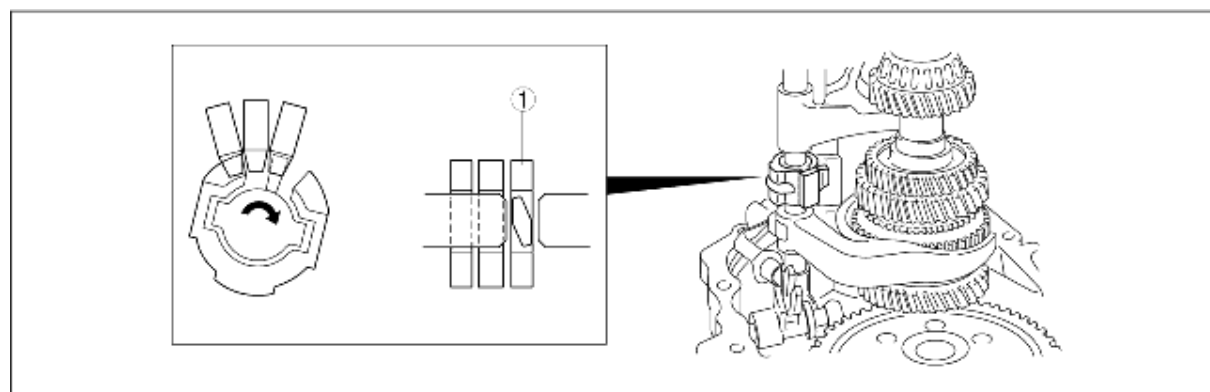


B3E05 15T010

1	Shift fork
2	Interlock sleeve
3	Control lever
4	Shift fork

Select condition

- The shift lever is moved laterally to the 1st/2nd position. Both the control lever and the interlock sleeve turn in the direct shown by the arrow. The control lever fits into the notch of the 1st/2nd shift fork. The interlock sleeve fits into the notches of the 3rd/4th and 5th/reverse shift forks.

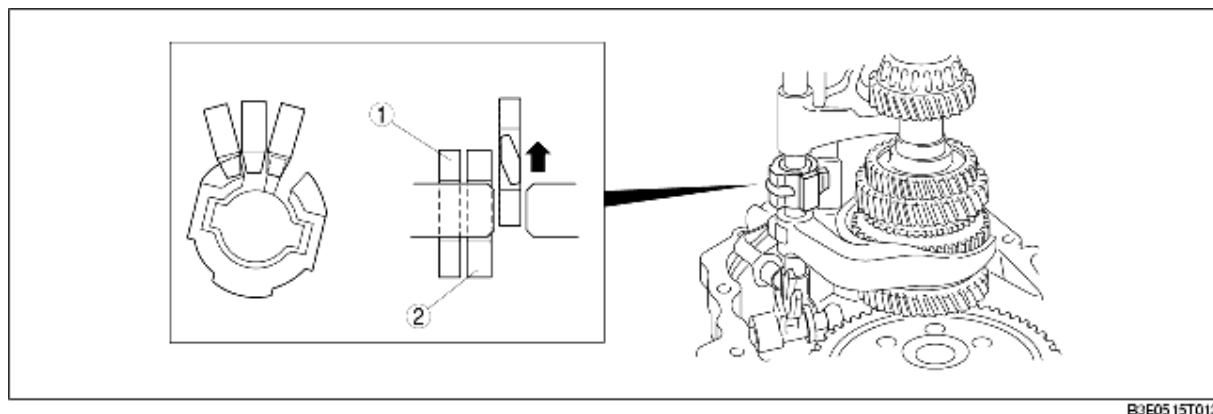


B3E05 15T011

1	Shift fork (1st/2nd)
---	----------------------

Shift condition

- The shift lever is moved vertically to the 2nd position.
The control lever moves up the 1st/2nd shift fork and the change to 2nd gear is complete.
The interlock sleeve holds the 3rd/4th and 5th/reverse shift forks at the neutral position, preventing double engagement of gears.
The operation procedure is the same for other gear positions.



B3E05 15T012

1	Shift fork (5th/reverse)
2	Shift fork (3rd/4th)